



Non-intentional Farm-Related Incidents in Australia

AgHealth Australia has been leading research into deaths and injuries on farm since 2004, providing the most comprehensive evidence on which to build prevention approaches to enhance the safety and wellbeing of people in Australian agriculture. Australian print and online media monitoring provides an avenue to highlight the prevalence of farm injury in a timely manner. This report focuses on injury events that occurred from 1 January to 31 December 2022.

Deaths

During the period 1 January 1 to 31 December 2022, a total of 55 on-farm deaths were reported. In the corresponding period for 2021, there were 46 cases. A comparison of this data for the 2021 and 2022 periods through to December 31 by state is provided in Figure 1.

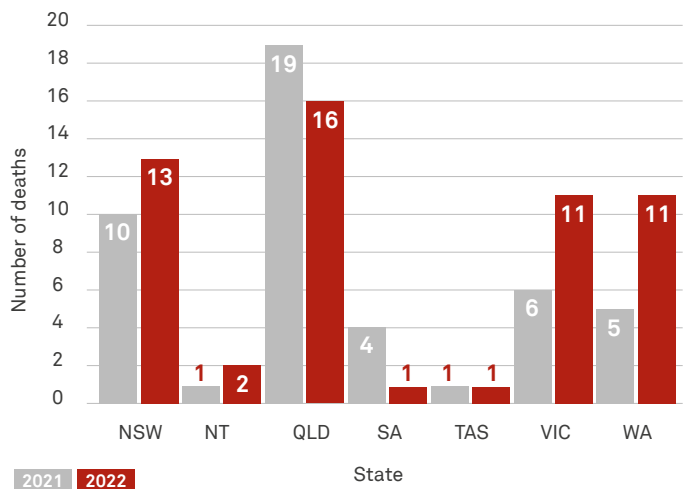
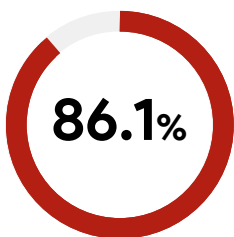
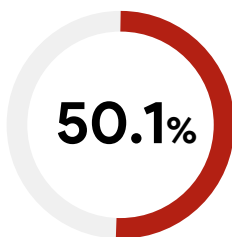


Figure 1: On-farm deaths reported in Australian media by state, 1 January – 31 December 2021 and 1 January – 31 December 2022.

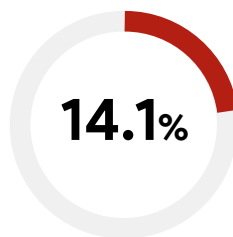
Since 2001, 1,705 people have lost their life on a farm due to non-intentional injury in Australia.



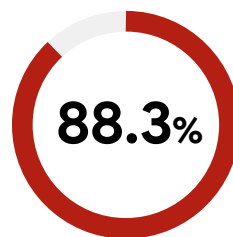
Of these, 1,468 cases (86.1%) have been finalised and 'closed' by a coroner.



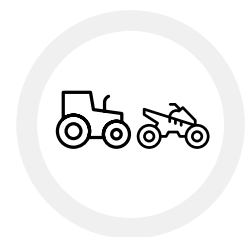
Persons in the 50+ years category (n=865), accounted for 50.1% of all reported incidents.



Children under 15 years were present in 241 cases (14.1%).



Males were involved in 1,505 cases (88.3%).



Tractors (n=273) and quads (n=214) are the leading agents causing fatal injury since 2001.



AgriFutures™
National Rural
Issues

For the 2022 period, tractors (n=11) and quads (n=8) were reported most frequently (Table 1). Of the total number of cases (n=55), males were involved in 51 (93%). A summary of the data according to age and gender is presented in Table 2.

Table 1: Agents of injury causing on-farm deaths by age group, 1 January – 31 December 2021 and 1 January – 31 December 2022.

Category	Agent	2021			2022		
		<15 yrs	≥15 yrs	Total	<15 yrs	≥15 yrs	Total
Animal	Cattle		1	1		1	1
	Horse		1	1			
	Animal NEC*		1	1		1	1
Farm structure	Dam	2		2	1		1
	Powerline		1	1		1	1
	Shed					1	1
Farm vehicle	Aircraft		2	2		2	2
	Car		1	1		1	1
	Motorbike		2	2			
	Quad	1	8	9		8	8
	Side by side	3	4	7	1	1	2
	Trailer				1	1	2
	Truck					2	2
	Utility		2	2		2	2
Fixed plant	Wool press					1	1
Materials	Chain					1	1
	Bulka bag (one-tonne bag)					2	2
	Hay bale		1	1			
	Steel					1	1
	Tow strap					1	1
Mobile farm machinery	Earthmoving equipment					2	2
	Field bin					1	1
	Forklift		1	1			
	Harvesting machine					1	1
	Hay baler		1	1			
	Telehandler		1	1		1	1
	Tillage equipment					1	1
	Tractor		10	10		11	11
Mobile farm machinery NEC*		1	1		1	1	
Other	Other NEC*		1	1		2	2
Working environment	Fire/smoke/flame				1	2	3
	Log		1	1			
	Tree/tree felling					2	2
Total		6	40	46	4	51	55

*NEC: Not elsewhere classified

Table 2: Number of fatalities by age group and gender, 1 January – 31 December 2022.

Age group	n	%
0-14 years	4	7.3
15-29 years	5	9.1
30-44 years	6	10.9
45-59 years	17	30.9
60-74 years	13	23.6
75+ years	10	18.2
Gender	n	%
Male	51	92.7
Female	4	7.3

The fatal cases for this reporting period could potentially increase. Monthly queries are run in the National Coronial Information System to identify any additional incidents that have not been captured by the media; historically, this occurs in about 5-10% of cases. As new cases are identified, they will be included and reported in subsequent six-monthly reports. Over time, the information is then validated against data from the National Coronial Information System as cases are closed by a coroner.

Injuries

An additional 158 non-fatal on-farm injury events were reported in the Australian media for the current reporting period. Twenty-eight (18%) involved children aged under 15 years. Quads (n=33) were the leading cause of injury, followed by horses (n=21), tractors (n=17), motorbikes (n=14) and side by sides (n=13). These five agents (n=98) accounted for more than 62% of all incidents reported. As indicated in Figure 2, more than 87% of the incidents occurred in New South Wales and Queensland.

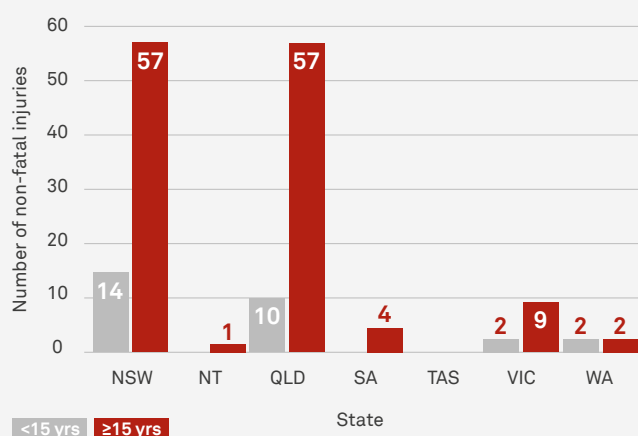


Figure 2: On-farm non-fatal injury events reported in Australian media by state, 1 January – 31 December 2022.

Contact

Kerri-Lynn Peachey

Farm Safety Research Manager
 AgHealth Australia, The University of Sydney
 Dubbo NSW 2830
 02 6882 1486
 kerrilynn.peachey@sydney.edu.au

Georgie Toose

Manager, Cross Sector Programs
 AgriFutures Australia
 Wagga Wagga NSW 2650
 georgina.toose@agrifutures.com.au

AgriFutures Australia publication no. 23-008
 AgriFutures Australia project no. PRO-015746

Learn more
agrifutures.com.au

AgriFutures Australia is the trading name for Rural Industries Research & Development Corporation.
 AgriFutures is a trade mark owned by Rural Industries Research & Development Corporation.



AgriFutures™
 National Rural
 Issues